

# **AURAL ANALYSIS AND MUSIC SIGHT READING LITERACY**

## **MUSIC EDUCATORS HANDBOOK**

STAGE 6 and STAGE 5 ELECTIVE MUSIC STUDENTS

Rod Herbert

### **STRATEGIES FOR TEACHING LEARNING ACTIVITIES**

Rod Herbert

---

#### **OUTLINE MAPS FOR AURAL ANALYSIS**

A holistic description of all the musical features from all concepts of music as heard in a music listening excerpt

Utilising both **MUSICAL NOTATION** and **MUSICAL TERMINOLOGY METALANGUAGE**

At the top of the exam papers write:

**IQ = IDENTIFY, QUANTIFY**

**Concepts of Music Memory Mnemonic:**

**“Put The Toilet Seat Down Dude Expression”**

Pitch

Tone Colour

Texture

Duration

Dynamics

Expressive Techniques

**Create the listening Outline Map during the first and second listenings of the aural exam.**

**Write the Outline Map at the top of each question page in the aural exam booklet.**

**The Outline Map is a holistic description of all the musical features in each section.**

#### **OUTLINE MAP**

**Identify the following items.**

- **Part 1- Sections Structure and the subdivisions of each section.**

**Eg Intro 1, Intro 2, Intro 3, Intro 4. Identify and notate each instrumental layer as the introduction builds up every 2 bars .**

**Pop Music outlines with lyrics.**

Intro, Verse 1, Chorus 1, Verse 2, Chorus 2, Verse 3, Bridge, Chorus 3

**Orchestral or Instrumental pieces.**

Section A, Section B, Section A2, Section C, Section A3.

It is very important to identify each section and then further elaborate the response in the written answer paper below the Outline Map when discussing each section.



**RELATE ANSWERS TO THE QUESTION.**

eg Describe composers use of PITCH in this excerpt.

- Part 2- Instruments performing in each section and some rhythmic notations describing the melodies, bass lines or other riffs.
- Part 3- Does the texture change in the different sections.
- Part 4- Describe the dynamic changes. Which melodies use staccato or legato phrases.
- Part 5- Pitch

Vertical Pitch - tonality of each section eg major or minor key, chord progressions.

Horizontal Pitch - Melodic intervals of all parts including basslines.





---

## MUSICAL TERMINOLOGY and NOMINALISATION

Helpful list of terms related to concepts of music to create glossary of terminology

---

## AURAL EXAM RESPONSE ANSWER SCAFFOLDING EXERCISES

1 - TEACHER EXAM RESPONSES including OUTLINE MAPS and CONCISE POINT FORM ANSWERS

2 - STUDENTS WORK SAMPLES GRADUATED HIGH RESPONSE TO LOWER RESPONSES

---

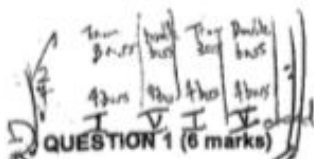
Here are teacher exam responses to the aural questions.

Scaffolding the layout of my responses for the students to model their own responses.


These answers combine both the outline map at the top of the paper and then use POINT FORM and MUSICAL TERMINOLOGY to discuss the sections and how they change. The answer is NOW RELATED TO THE QUESTION.

INCLUDE RHYTHMIC and MELODIC DICTATIONS of important short phrases.





QUESTION 1 (6 marks)



Question 1 is based on *Vivo* (1 minute 30 seconds), from the *Pulcinella* Suite, composed by Igor Stravinsky. The excerpt will be played FIVE times for you to complete your answer.

|       |                |                 |
|-------|----------------|-----------------|
| Time: | First playing  | short pause     |
|       | Second playing | 30 second pause |
|       | Third playing  | 1 minute pause  |
|       | Fourth playing | 1 minute pause  |
|       | Fifth playing  | 2 minute pause  |

Horizontal melodies  
vertical - 6 | ii | iii |  
key, modulation

With reference to the **PERFORMING MEDIA**, discuss the use of **PITCH** in this piece.

- 1) Major key, piece written for small chamber ensemble:  
 Trombone, Trumpet, French horn, Double bass, Cello
- (A) feature short descending glissando with tonic V dominant
- 2) Then Violins/Viola / Flute/Bass playing melody  
 modulates 4 bars then 4 bars 1 tone lower in key  
 then back to I in A section
- (A) ii V I style chord progression in a classical harmony style
- 3) Inverted Melodic sequences  
 C D E D C B | A B C B A G | F G A G F E
- Rondo form with return to A section throughout